




N-type TOPCon

DUAL GLASS MONOCRYSTALLINE MODULE

TSM-NEG9RH.25 420-445W

445W / MAXIMUM POWER OUTPUT

22.3% / MAXIMUM EFFICIENCY



High Customer Value

- Full black, designed with aesthetics in mind, suitable for residential and C&I rooftop
- Perfect size and low weight for handling and installation
- Compatible with mainstream inverters and diverse mounting systems
- Mechanical test load up to 5400 Pa front side and 5400 Pa back side
- Certified lifetime carbon footprint assessment



High reliability with light double glass

- Less prone to micro-cracks and scratches on the back side
- Excellent fire rating, weather resistance, sustainable in harsh environments and extreme weather conditions
- Certified resistance against salt spray, sand dust, ammonia, PID
- Up to 25 years product warranty and 30 years power warranty



High power up to 445W

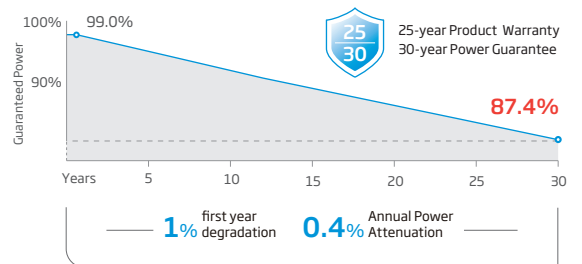
- Up to 22.3% module efficiency, on 210 innovative platform
- Patented TOPCon technology with continuous efficiency improvement, including contact resistance reduction, rear reflection enhancement and edge quality repairment



High energy yield

- Excellent low irradiation performance, validated by 3rd party
- Lower temperature efficient (-0.29%/°C) and lower working temperature

Performance Warranty



* Please refer to product warranty for details

Comprehensive Products and System Certificates

IEC61215/IEC61730/UL61730

ISO 9001: Quality Management System

ISO 14001: Environmental Management System

ISO45001: Occupational Health and Safety Management System



ELECTRICAL DATA (STC)

Peak Power Watts- $P_{MAX}(W_p)^*$	420	425	430	435	440	445
Power Selection (W)**	0 ~ +5					
Maximum Power Voltage- $V_{MPP}(V)$	28.4	28.7	29.0	29.3	29.6	29.9
Maximum Power Current- $I_{MPP}(A)$	14.79	14.81	14.83	14.85	14.87	14.89
Open Circuit Voltage- $V_{oc}(V)$	34.7	34.9	35.1	35.3	35.5	35.7
Short Circuit Current- $I_{sc}(A)$	15.64	15.68	15.72	15.76	15.80	15.84
Module Efficiency $\eta_m(\%)$	21.0	21.3	21.5	21.8	22.0	22.3

STC: Irradiance 1000W/m², Cell Temperature 25°C, Air Mass AM1.5. *Measuring tolerance: ±3%. **Power selection up to: +3%.

ELECTRICAL DATA (NOCT)

Peak Power Watts- $P_{MAX}(W_p)$	322	325	329	333	337	341
Maximum Power Voltage- $V_{MPP}(V)$	27.0	27.2	27.4	27.7	27.9	28.1
Maximum Power Current- $I_{MPP}(A)$	11.91	11.96	12.00	12.04	12.08	12.12
Open Circuit Voltage- $V_{oc}(V)$	33.0	33.1	33.3	33.5	33.7	33.9
Short Circuit Current- $I_{sc}(A)$	12.61	12.64	12.67	12.71	12.74	12.77

NOCT: Irradiance at 800W/m², Ambient Temperature 20°C, Wind Speed 1m/s.

TEMPERATURE RATINGS

NOCT (Nominal Operating Cell Temperature)	43°C (±2°C)
Temperature Coefficient of P_{MAX}	-0.29%/°C
Temperature Coefficient of V_{oc}	-0.24%/°C
Temperature Coefficient of I_{sc}	0.04%/°C

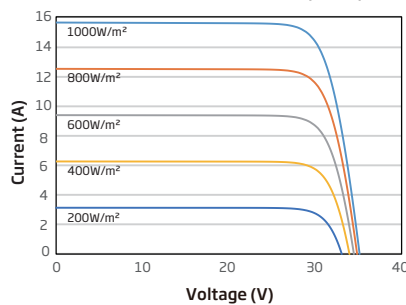
Due to different testing methods, the actual performances might differ from the declared specifications.

APPLICATION CONDITIONS

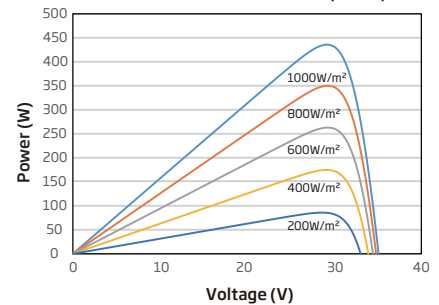
Operating Temperature	-40 ~ +85°C
Maximum System Voltage	1500V DC (IEC) 1500V DC (UL)
Max Series Fuse Rating	30A

CURVES OF PV MODULE

I-V CURVES OF PV MODULE (435W)

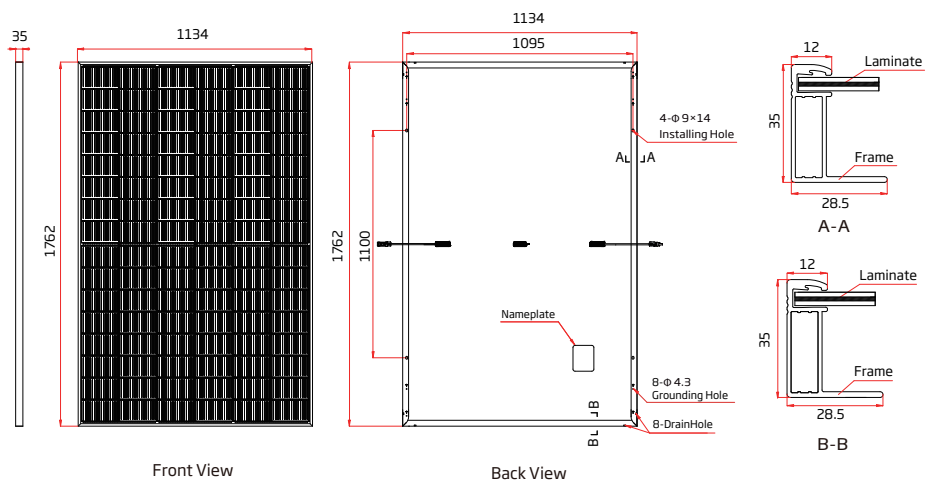


P-V CURVES OF PV MODULE (435W)



MECHANICAL DATA

Solar Cells	N-type TOPCon Monocrystalline
No. of cells	96 cells
Module Dimensions	1762×1134×35 mm (69.37×44.65×1.38 inches)
Weight	22.0 kg (48.50lb)
Front Glass	1.6 mm (0.06 inches), AR Coating Heat Strengthened Glass
Back Glass	1.6 mm (0.06 inches), Heat Strengthened Glass
Frame	35mm (1.38 inches) Anodized Aluminium Alloy, Black
J-Box	IP 68 rated
Cables	Photovoltaic Technology Cable 4.0mm ² (0.006 inches ²) Landscape: 1100 mm/1100 mm (43.31/43.31 inches) Length can be customized
Connector	TS4 Plus / TS4 / MC4 EVO2*
Fire Type	Type 3B
Packaging	Modules per box: 31 pieces Modules per 40'/53' container: 806 pieces Pallet Weight: 722.0 kg (1591.74lb) Pallet Dimension: 1800×1135×1259 mm (708.67×446.85×495.67 inches)



*The connector names listed are general names; specific types are subject to the certification documents.



CAUTION: READ SAFETY AND INSTALLATION INSTRUCTIONS BEFORE USING THE PRODUCT.
© 2026 Trina Solar Co., Ltd. All rights reserved. Specifications included in this datasheet are subject to change without notice.
The right of final interpretation belongs to Trina Solar Co., Ltd.
Version number: TSM_NA_EN_2026_A