



N-type i-TOPCon

BACKSHEET MONOCRYSTALLINE MODULE

TSM-NE21 695-720W

720_W / MAXIMUM POWER OUTPUT

23.2% / MAXIMUM EFFICIENCY



High customer value

- Suitable for all scenario, including residential, C&I and utility applications
- Standardized module size with higher container space utilization, leading to significantly lower freight cost
- Low Voltage design with higher string power, effectively reducing BOS (Balance of System) and LCOE (Levelized Cost of Energy) by 2%~6%, compared with conventional technology



High power up to 720W

- Up to 23.2% module efficiency, on 210 innovative platform
- Patented i-TOPCon technology with continuous efficiency improvement, including contact resistance reduction, rear reflection enhancement and edge quality repairment



High reliability

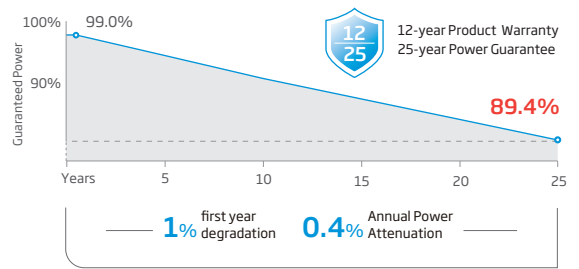
- Minimized micro-cracks with innovative non-destructive cutting technology, high-density packaging
- Reduced risks of hot-spot with half-cut technology
- Certified high resistance against salt, ammonia, sand, PID, LID, LeTID
- Sustainable in harsh environments and extreme weather conditions



High energy yield

- Excellent low irradiation performance, validated by 3rd party
- Lower temperature coefficient (-0.29%/C)

Performance Warranty



* Please refer to product warranty for details

Comprehensive Products and System Certificates

IEC61215/IEC61730/IEC61701/IEC62716

ISO 9001: Quality Management System

ISO 14001: Environmental Management System

ISO14064: Greenhouse Gases Emissions Verification

ISO45001: Occupational Health and Safety Management System



ELECTRICAL DATA (STC)

Peak Power Watts- $P_{MAX}(W_p)^*$	695	700	705	710	715	720
Power Selection (W)**	0 ~ +5					
Maximum Power Voltage- $V_{MPP}(V)$	40.3	40.5	40.7	40.9	41.1	41.3
Maximum Power Current- $I_{MPP}(A)$	17.25	17.29	17.33	17.36	17.40	17.44
Open Circuit Voltage- $V_{oc}(V)$	48.3	48.6	48.8	49.0	49.2	49.4
Short Circuit Current- $I_{sc}(A)$	18.28	18.32	18.36	18.40	18.44	18.48
Module Efficiency $\eta_m(\%)$	22.4	22.5	22.7	22.9	23.0	23.2

STC: Irradiance 1000W/m², Cell Temperature 25°C, Air Mass AM1.5. *Measuring tolerance: ±3%. **Power selection up to: +3%.

ELECTRICAL DATA (NOCT)

Peak Power Watts- $P_{MAX}(W_p)$	531	534	540	543	547	551
Maximum Power Voltage- $V_{MPP}(V)$	37.9	38.0	38.3	38.5	38.7	38.8
Maximum Power Current- $I_{MPP}(A)$	14.00	14.04	14.08	14.12	14.14	14.18
Open Circuit Voltage- $V_{oc}(V)$	45.9	46.1	46.3	46.5	46.7	46.9
Short Circuit Current- $I_{sc}(A)$	14.72	14.76	14.80	14.83	14.86	14.89

NOCT: Irradiance at 800W/m², Ambient Temperature 20°C, Wind Speed 1m/s.

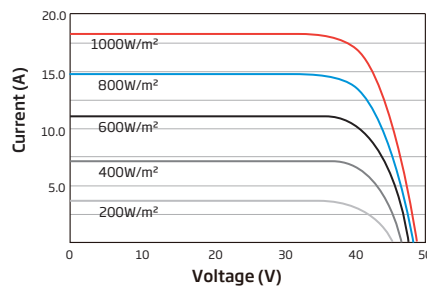
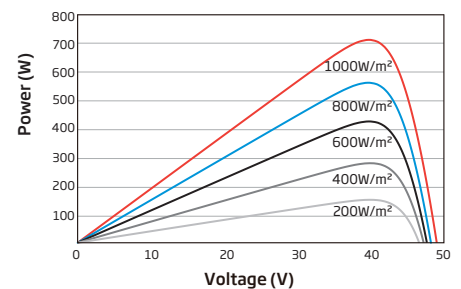
TEMPERATURE RATINGS

NOCT (Nominal Operating Cell Temperature)	43°C (±2°C)
Temperature Coefficient of P_{MAX}	-0.29%/°C
Temperature Coefficient of V_{oc}	-0.24%/°C
Temperature Coefficient of I_{sc}	0.04%/°C

Due to different testing methods, the actual performances might differ from the declared specifications.

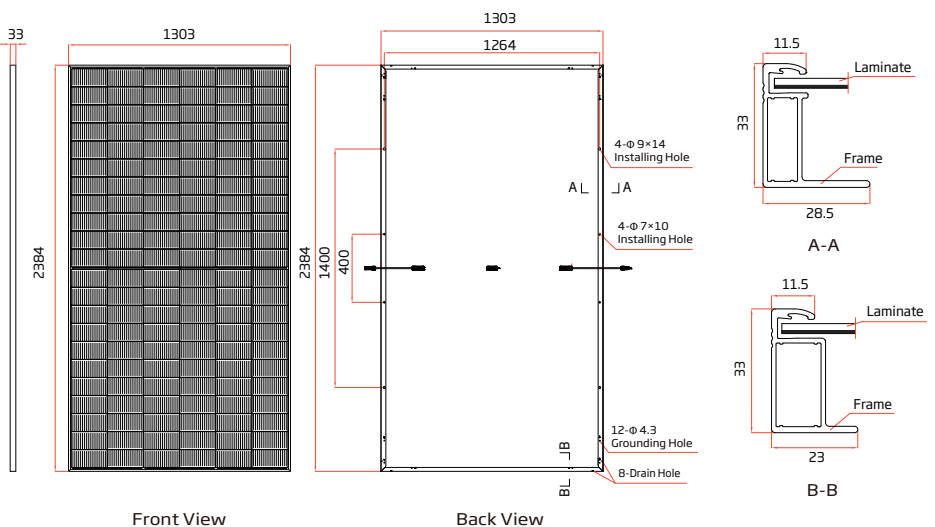
MAXIMUM RATINGS

Operational Temperature	-40~+85°C
Maximum System Voltage	1500V DC (IEC)
Max Series Fuse Rating	30A

CURVES OF PV MODULE
I-V CURVES OF PV MODULE (705W)

P-V CURVES OF PV MODULE (705W)

MECHANICAL DATA

Solar Cells	N-type i-TOPCon Monocrystalline
No. of cells	132 cells
Module Dimensions	2384×1303×33mm (93.86×51.30×1.30 inches)
Weight	32.9 kg (72.5 lb)
Front Glass	3.2mm (0.13inches), AR Coating Tempered Glass
Backsheet	White
Frame	33mm(1.30 inches) Anodized Aluminium Alloy
J-Box	IP 68 rated
Cables	Photovoltaic Technology Cable 4.0mm ² (0.006 inches ²) Portrait: 350/280 mm(13.78/11.02 inches) Length can be customized
Connector	MC4 EVO2 / TS4 Plus / TS4*
Packaging	Modules per box: 33pieces Modules per 40' container: 594 pieces

*Please refer to regional datasheet for specified connector.



www.trinasolar.com

CAUTION: READ SAFETY AND INSTALLATION INSTRUCTIONS BEFORE USING THE PRODUCT.
© 2024 Trina Solar Co.,Ltd. All rights reserved. Specifications included in this datasheet are subject to change without notice.
The right of final interpretation belongs to Trina Solar Co.,Ltd.
Version number: TSM_EN_2024_A