



N-type i-TOPCon Ultra

DUAL GLASS MONOCRYSTALLINE MODULE

TSM-xxxNEG9RH.28 440-475W

475W / MAXIMUM POWER OUTPUT

23.7% / MAXIMUM EFFICIENCY



High Customer Value

- Suitable for residential and C&I rooftop
- Perfect size and low weight for handling and installation
- Compatible with mainstream inverters and diverse mounting systems
- Mechanical test load up to 5400 Pa front side and 4000 Pa back side
- Certified lifetime carbon footprint assessment



High reliability with light double glass

- Less prone to micro-cracks and scratches on the back side
- Fire Safety Class rating C, Safety Class II
- Up to 25 years product warranty and 30 years power warranty



High power up to 475W

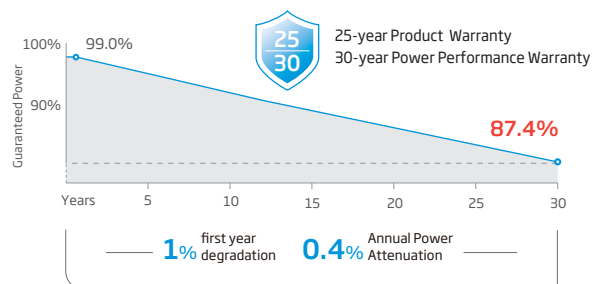
- Up to 23.8% module efficiency, on 210 innovative platform
- Patented i-TOPCon technology with continuous efficiency improvement, including contact resistance reduction, rear reflection enhancement and edge quality repairment



High energy yield

- Excellent low irradiation performance, validated by 3rd party
- Lower temperature efficient (-0.29%/°C) and lower working temperature

Performance Warranty



(*Please refer to Limited Warranty Supplement that applies to the TSM-***NEG9RH.28 Products supplied and installed within Australia & New Zealand.)

Comprehensive Products and System Certificates

IEC61215/IEC61730

ISO 9001: Quality Management System

ISO 14001: Environmental Management System

ISO14064: Greenhouse Gases Emissions Verification

ISO45001: Occupational Health and Safety Management System



ELECTRICAL DATA (STC) TSM-xxxNEG9RH.28 (xxx=440-475)

Peak Power Watts- $P_{MAX}(W_p)^*$	440	445	450	455	460	465	470	475
Power Selection- $P_{max}(W_p)$	-5W ~ +10W							
Maximum Power Voltage- $V_{MPP}(V)$	30.01	30.25	30.49	30.72	30.96	31.19	31.42	31.65
Maximum Power Current- $I_{MPP}(A)$	14.66	14.71	14.76	14.81	14.86	14.91	14.96	15.01
Open Circuit Voltage- $V_{oc}(V)$	35.81	35.98	36.15	36.32	36.49	36.66	36.83	37.00
Short Circuit Current- $I_{sc}(A)$	15.62	15.67	15.72	15.77	15.82	15.87	15.92	15.97
Module Efficiency $\eta_m(\%)$	22.0	22.3	22.5	22.8	23.0	23.3	23.5	23.7

STC: Irradiance 1000W/m², Cell Temperature 25°C, Air Mass AM1.5. *Measuring tolerance: $P_{max} \pm 3\%$, $V_{oc} \pm 3\%$ and $I_{sc} \pm 4\%$

ELECTRICAL DATA (NOCT)

Peak Power Watts- $P_{MAX}(W_p)$	336	340	343	347	351	355	359	362
Maximum Power Voltage- $V_{MPP}(V)$	28.20	28.40	28.60	28.80	29.00	29.20	29.40	29.60
Maximum Power Current- $I_{MPP}(A)$	11.91	11.96	12.00	12.04	12.10	12.15	12.20	12.24
Open Circuit Voltage- $V_{oc}(V)$	34.00	34.10	34.30	34.40	34.60	34.70	34.90	35.10
Short Circuit Current- $I_{sc}(A)$	12.59	12.63	12.67	12.71	12.75	12.79	12.83	12.87

NOCT: Irradiance at 800W/m², Ambient Temperature 20°C, Wind Speed 1m/s.

TEMPERATURE RATINGS

NOCT (Nominal Operating Cell Temperature) 43°C ($\pm 2^\circ\text{C}$)

Temperature Coefficient of P_{MAX} -0.29% /°C

Temperature Coefficient of V_{oc} -0.24% /°C

Temperature Coefficient of I_{sc} 0.04% /°C

Due to different testing methods, the actual performances might differ from the declared specifications.

APPLICATION CONDITIONS

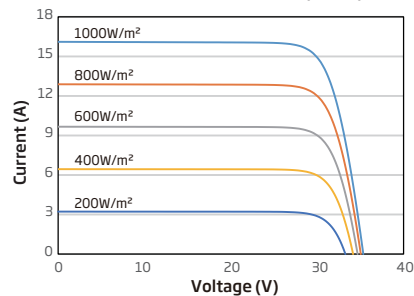
Operating Temperature -40~+70°C

Maximum System Voltage 1500V DC (IEC)

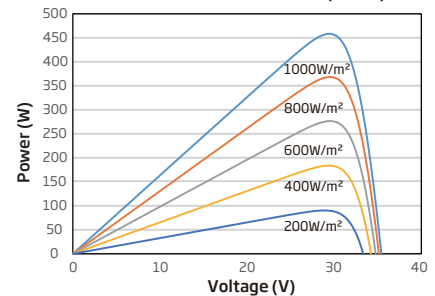
Max Series Fuse Rating 25A

CURVES OF PV MODULE (Cell Temperature $(25 \pm 2)^\circ\text{C}$)

I-V CURVES OF PV MODULE (460W)

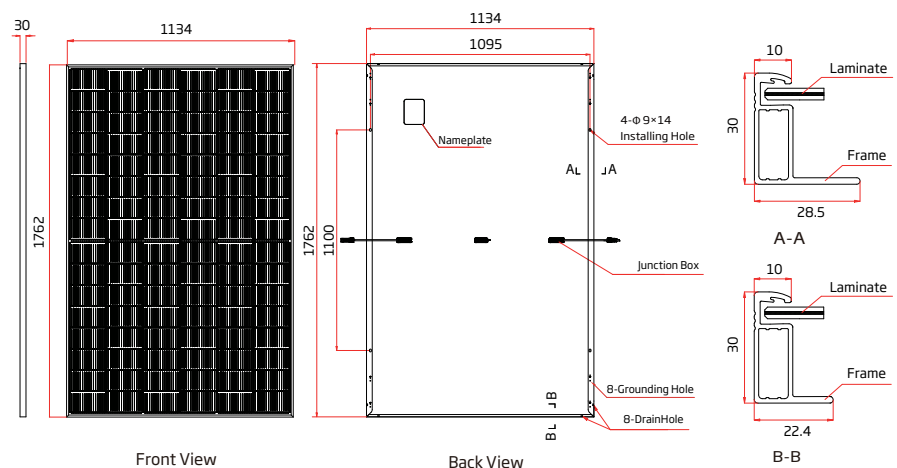


P-V CURVES OF PV MODULE (460W)



MECHANICAL DATA

Solar Cells	N-type i-TOPCon Monocrystalline
No. of cells	96 cells
Module Dimensions	1762×1134×30 mm (69.37×44.65×1.18 inches)
Weight	21.0 kg (46.30lb)
Front Glass	1.6 mm (0.06 inches) AR Coating Heat Strengthened Glass
Back Glass	1.6 mm (0.06 inches), Heat Strengthened Glass
Frame	30mm (1.18 inches) Anodized Aluminium Alloy, Black
J-Box	IP 68 rated
Cables	Photovoltaic Technology Cable 4.0mm ² (0.006 inches ²) Length: 1100/1100 mm (43.3/43.3 inches)
Connector	Stäubli Electrical Connectors AG PV-KST4-EV02/xy_UR; PV-KBT4-EV02/xy_UR PV-KST4-EV02A/xy; PV-KBT4-EV02A/xy
Packaging	Modules per box: 36 pieces Modules per 40' container: 936pieces



www.trinasolar.com

CAUTION: READ SAFETY AND INSTALLATION INSTRUCTIONS BEFORE USING THE PRODUCT.
© 2025 Trina Solar Co., Ltd. All rights reserved. Specifications included in this datasheet are subject to change without notice.
The right of final interpretation belongs to Trina Solar Co., Ltd.
Version number: TSM_AUS_EN_2025_PA5
Country of Origin: China