


## N-type i-TOPCon Ultra

BIFACIAL DUAL GLASS MONOCRYSTALLINE MODULE

TSM-NEG21C.20Q 740-760W

**760<sub>W</sub>** / MAXIMUM POWER OUTPUT

**24.5%** / MAXIMUM EFFICIENCY



### High customer value

- Standardized module size with flagship module power, 35W higher compared with conventional technology
- Low voltage design with higher string power, effectively reducing BOS (Balance of System) and LCOE (Levelized Cost of Energy)
- Higher container space utilization effectively reduces the freight cost
- Certified Low-Carbon Footprint
- The Star of LCOE



### High power up to 760W

- Up to 24.5% module efficiency, on 210 innovation platform
- Patented i-TOPCon Ultra technology with continuous efficiency improvement, including contact resistance reduction, rear reflection enhancement and edge quality repairment



### High reliability

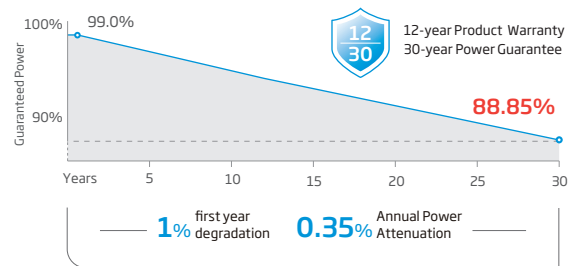
- Minimized micro-cracks with innovative non-destructive cutting technology and high-density packaging
- Reduced risks of hot-spot and micro-cracks with multi-cut technology and cell clearance buffering
- Certified high resistance against salt, ammonia, sand, PID, LID, LeTID
- Sustainable in harsh environments and extreme weather conditions



### High energy yield

- Excellent low irradiation performance, validated by 3rd party
- Lower temperature coefficient (-0.26%/°C)
- Higher bifaciality, with up to 10%~20% additional power gain from back side depending on albedo
- Reliable dual-glass structure with 30-year power guarantee
- Lower annual attenuation guarantees a higher power generation within lifecycle

### Performance Warranty



\* Please refer to product warranty for details

### Comprehensive Products and System Certificates

- ISO 9001: Quality Management System
- ISO 14001: Environmental Management System
- ISO14064: Greenhouse Gases Emissions Verification
- ISO45001: Occupational Health and Safety Management System



**ELECTRICAL DATA** (STC & NOCT & BNPI)

Testing Condition	STC	NOCT	BNPI	STC	NOCT	BNPI	STC	NOCT	BNPI	STC	NOCT	BNPI	STC	NOCT	BNPI
Peak Power Watts- $P_{MAX}(W_p)^*$	740	568	820	745	572	825	750	576	831	755	579	837	760	581	842
Power Tolerance	0 ~ +3%														
Maximum Power Voltage- $V_{MPP}$ (V)	42.10	40.00	42.10	42.30	40.20	42.30	42.50	40.40	42.50	42.70	40.50	42.70	42.90	40.60	42.90
Maximum Power Current- $I_{MPP}$ (A)	17.58	14.18	19.48	17.62	14.21	19.52	17.66	14.25	19.57	17.69	14.29	19.60	17.72	14.31	19.63
Open Circuit Voltage- $V_{oc}$ (V)	50.10	47.70	50.10	50.30	47.90	50.30	50.50	48.10	50.50	50.70	48.30	50.70	50.90	48.50	50.90
Short Circuit Current- $I_{sc}$ (A)	18.54	14.94	20.54	18.58	14.98	20.59	18.62	15.01	20.63	18.66	15.06	20.68	18.70	15.07	20.72
Module Efficiency $\eta_m$ (%)	23.8			24.0			24.1			24.3			24.5		

STC: Irradiance 1000W/m<sup>2</sup>, Cell Temperature 25°C, Air Mass AM1.5. NOCT: Irradiance at 800W/m<sup>2</sup>, Ambient Temperature 20°C, Wind Speed 1m/s. BNPI: Irradiance: front 1000W/m<sup>2</sup>, rear 135W/m<sup>2</sup>, Temperature 25°C, Air Mass AM1.5  
 \*Measuring tolerance: ±3%.

**Electrical characteristics with different power bin** (reference to 5% & 10% backside power gain)

Backside Power Gain	5%	10%	5%	10%	5%	10%	5%	10%	5%	10%
Peak Power Watts- $P_{MAX}(W_p)$	777	814	782	820	788	825	793	831	798	836
Maximum Power Voltage- $V_{MPP}$ (V)	42.10	42.10	42.30	42.30	42.50	42.50	42.70	42.70	42.90	42.90
Maximum Power Current- $I_{MPP}$ (A)	18.46	19.34	18.50	19.38	18.54	19.43	18.57	19.46	18.61	19.49
Open Circuit Voltage- $V_{oc}$ (V)	50.10	50.10	50.30	50.30	50.50	50.50	50.70	50.70	50.90	50.90
Short Circuit Current- $I_{sc}$ (A)	19.47	20.39	19.51	20.44	19.55	20.48	19.59	20.53	19.64	20.57

Power Bifaciality: 85±5%.

**TEMPERATURE RATINGS**

NOCT (Nominal Operating Cell Temperature)	43°C (±2°C)
Temperature Coefficient of $P_{MAX}$	-0.26% /°C
Temperature Coefficient of $V_{oc}$	-0.24% /°C
Temperature Coefficient of $I_{sc}$	0.04% /°C

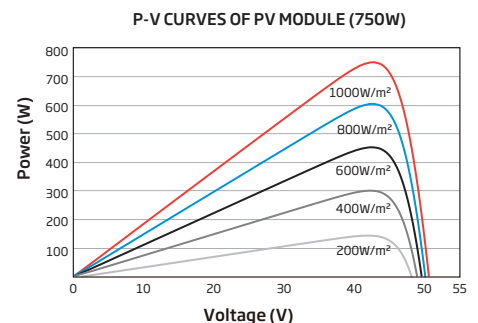
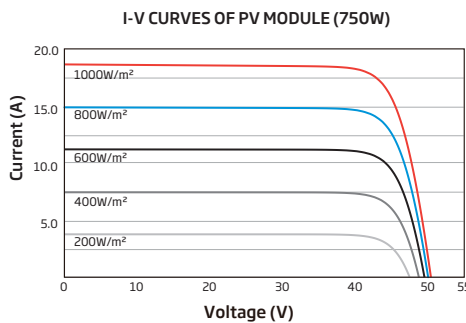
Due to different testing methods, the actual performances might differ from the declared specifications.

**APPLICATION CONDITIONS**

Operating Temperature	-40 ~ +70°C
Maximum System Voltage	1500V DC (IEC) 1500V DC (UL)
Max Series Fuse Rating	35A

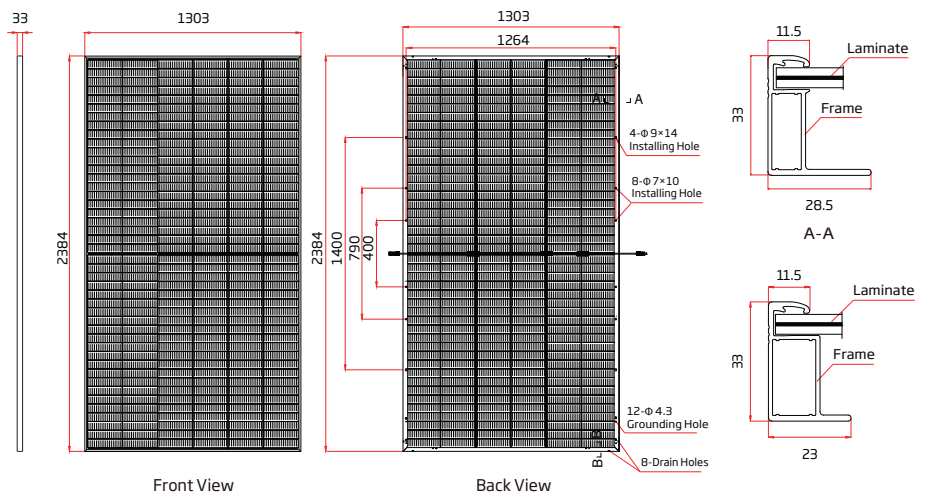
**CURVES OF PV MODULE**

**Preliminary**



**MECHANICAL DATA**

Solar Cells	N-type i-TOPCon Monocrystalline
No. of cells	264 cells
Module Dimensions	2384×1303×33 mm (93.86×51.30×1.30 inches)
Weight	37.0 kg (81.57 lb)
Front Glass	2.0 mm (0.08 inches), AR Coating Heat Strengthened Glass
Back Glass	2.0 mm (0.08 inches), Heat Strengthened Glass
Frame	33mm (1.30 inches) Anodized Aluminium Alloy
J-Box	IP 68 rated
Cables	Photovoltaic Technology Cable 4.0mm <sup>2</sup> (0.006 inches <sup>2</sup> ) Portrait: 370/440 mm (14.57/17.32 inches) Length can be customized
Connector	TS4 Plus / TS4 / MC4 EV02*
Packaging	Modules per box: 33 pieces Modules per 40' container: 594 pieces



\*The connector names listed are general names; specific types are subject to the certification documents.



CAUTION: READ SAFETY AND INSTALLATION INSTRUCTIONS BEFORE USING THE PRODUCT.  
 © 2026 Trina Solar Co., Ltd. All rights reserved. Specifications included in this datasheet are subject to change without notice.  
 The right of final interpretation belongs to Trina Solar Co., Ltd.

Version number: TSM\_EN\_2026\_PAS